

# The Milford Person Lift

**autochair**  
World Leaders in Vehicle Adaptations since 1983








Over  
**45,000**  
satisfied  
customers

Simple  
two button  
operation

## Get yourself mobile with The Milford

The Milford Person Lift is designed to smoothly transfer users from a wheelchair directly into a standard car seat – meaning there's no need to change your vehicle. Strong, versatile and easy to detach when not in use, the Milford can also be used with the Milford Smartbase for use in the home on holiday or even in the office.

-  → Lifts people onto the standard car seat in virtually any make or model of vehicle.
-  → Simple to install, assemble and operate.
-  → No extra lifting required.
-  → Can lift up to 23.5 stone (149kgs).
-  → Can be used in and around the home with the Autochair Smartbase, ask for details.



**autochair**  
World Leaders in Vehicle Adaptations since 1983

Visit the Autochair website [www.autochair.co.uk](http://www.autochair.co.uk)  
Autochair Ltd. Wood Street North, Meadow Lane Industrial Estate, Alfreton, Derbyshire DE55 7JR



## How the Milford Person Lift works



1 The sling can be placed on the seat before the user is seated or whilst they are sat in the wheelchair.



2 Securely attach the sling to the 4 point lifting attachment.



3 Press the up button and then guide the person into the car.



4 Unclip the sling and stow the lift ready for travel.

### Why thousands of people choose The Milford

- Simple and easy to operate.
- Easily transferred to your next vehicle.
- Lifting capacity of 23.5 stone (149kgs).
- Manufactured in the UK.
- XS-XL slings sizes available.
- Can be used for the drivers' seat, or for front and rear seat passengers.



Standard installation takes just 3-4 hours

The Milford sits firmly attached to a neatly designed discreet pivot post.

#### Dealer Details

#### Sling options



Standard



Double amputee



Fur lined



Mesh